

Humphrey Perkins School

Destinations Report

Year 11 Leavers 2022

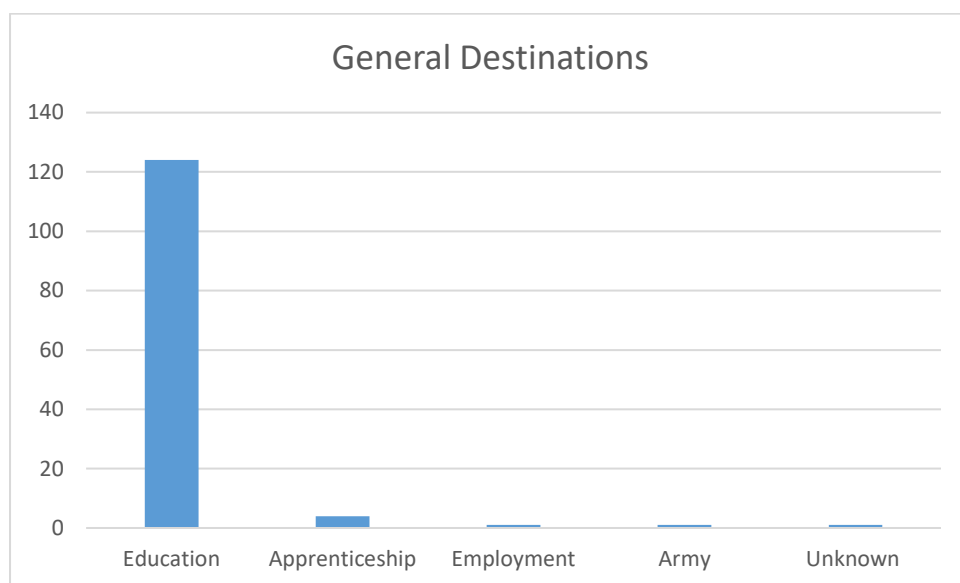
Summary

There were 131 students registered in the Year Group at the end of the academic year.

130 (99.2%) were known to have registered for Education, Employment or Training.

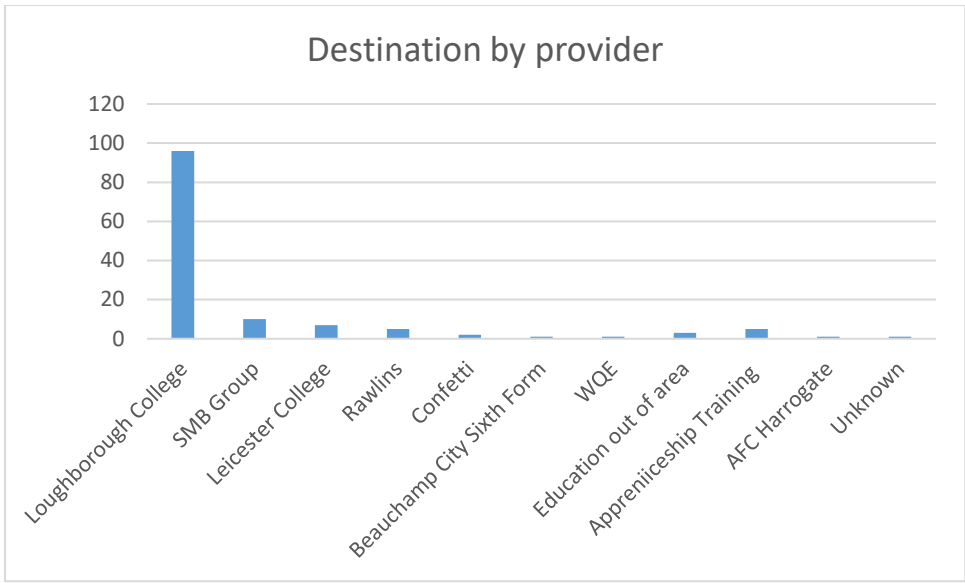
The 1 student recorded as in not Education, Employment or Training has been contacted but has not yet responded

124 (94%) students were registered as in Further Education; 5 (3.7%) were in Employment and 1 (0.07%) had joined the Army



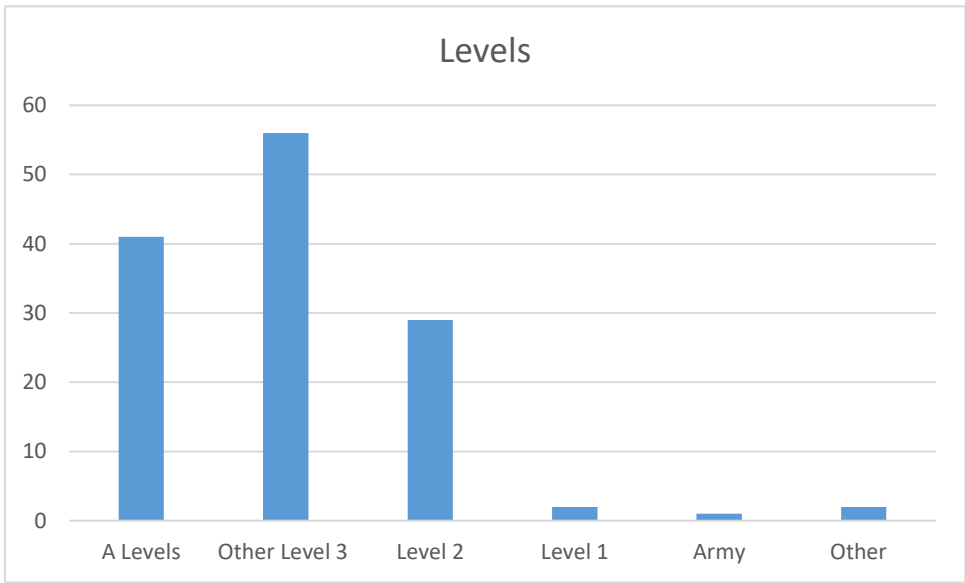
Post-16 Providers

The majority (96) took up places at Loughborough College (72.7%). The second most popular destination was the SMB Group with 10 (7.5%). Leicester College was chosen by 7 students (5.3%), with Rawlins having 4 students (2.8%) and 2 students choosing Confetti (1.5%). Beauchamp City Sixth Form and WQE had 1 student each (1.4%), with 3 (2.1%) having chosen education out of area – one for personal reasons and two for specific sporting access. 5 students had directly entered employment as apprentices (3.7%) with one having joined the Armed Forces (0.07%) leaving one (0.07%) NEET at the time of writing.



Levels

41 students were following A Level courses with a further 56 on BTEC, Cambridge National Level 3 or T Level (new this year) courses giving a total of 97 (74%) on Level 3 educational provision. 29 students (22%) were on Level 2 courses at College. (Some practical type college courses e.g. Electrical Installation insist on a Level 2 starting point for Health and Safety reasons). 2 students (0.15%) were on Level 1 courses at college. The remainder 3 were in the Army, working for family and NEET.



PP and SEND Outcomes

There were 24 Pupil Premium students in the year group and 13 with SEND of which 4 were common to both groups. The majority of both groups continued in Education (22/24 PP and 12/13 SEND). 1 PP is unconfirmed and 1 in an apprenticeship. Among PP 16 are on Level 3 with 7 on Level 2. 4 SEND were on Level 3 courses with 7 on Level 2, 1 on Level 1 and 1 in family employment.

Analysis by Ability Level (Brackets – last year figures)

34 (15) students were classed as High Ability. All but one of these students were studying at Level 3 or on an Army Apprenticeship. The remaining student was following the Level 2 Child Care course at Loughborough College and had been at the LIP for the latter part of her schooling

79 (77) students were classed as Middle Ability. 60 (61) of these students were on Level 3 provision with 16 (14) on Level 2 courses. 1 student had commenced Bricklaying at Level 1 and 1 Hair and Beauty at Level 1 – both courses that require new skills to be learned. The unconfirmed NEET student was in this group.

18 (49) students were classed as low ability. 5 (22) of this group had achieved transition to Level 3 study. 13 (18) were following Level 2 courses or employment. None of this group were on Level 1.

Comparison to 2021 Outcomes

Overall known destinations had risen by 2.7% from 96.5% to 99.2%

Percentage in Education was up from 88.2% to 94%

Loughborough College remains by far the most popular provider with the SMB Group and Leicester College next. Rawlins had again decreased in popularity from 12.4% to just 2.8%.

The percentage on Level 3 in education had risen to 74% from 64.1%

PP and SEND comparisons are harder to make as numbers vary from year to year. However, the proportions on Level 3 courses in the PP group is pleasing although SEND has a lower number achieving this level

HAPS continue to consistently achieve Level 3 progression with the number of Middle Ability achieving this level also steady. The 3 not achieving Level 2 or 3 in this group is disappointing although one was at LIP and one home educated. While fewer Low Ability pupils had achieved Level 3 progression, none of this group was below Level 2 or NEET.

Contacts have been attempted with the one unconfirmed, suspected NEET, student but with no response as yet

Action Points

- Continue with the range of tracking methods used – personal contact on results day, email contact with most regular providers and phone calls home for any remaining unconfirmed destinations
- Beauchamp City Sixth Form had just 1 applicant and Cedars none. Rawlins numbers had also dropped and De Lisle do not feature at all. Is there a move away from Sixth Form provision towards colleges, especially Loughborough? 34 of the students going to Loughborough College were following A Level courses. Should more prominence be given to Lionheart providers at Careers Fairs? Are there other ways that Lionheart provision can be made more appealing to A Level students? Loughborough College has a wide range of courses and also high entry requirements for A Levels
- Continue to focus on aspirational encouragement for PP students. At 66% the proportion on Level 3 courses is above the school average of 64.1%
- Provide more support for students not in main school provision to avoid NEET and underachievement

